

Product data sheet

Specifications



Power relay, SE Relays, 25A, 2NO, 240VAC, LED push button, screw terminals, DIN or panel mount

725BXXSC3ML-240A

Product availability: Stock - Normally stocked in distribution facility

Main

Range of Product	Harmony Electromechanical Relays
Series name	725 series
Product or Component Type	DIN rail/panel mount relay
Contacts type and composition	2 NO
Relay Type	Power relay
Status LED	With
[Uc] control circuit voltage	240 V AC
Network Frequency	50/60 Hz
[Ithe] conventional enclosed thermal current	25 A
Local signalling	LED indicator test button

Complementary

class number	725
Minimum switching current	100 mA 5 V DC
Nominal input voltage	204...264 V AC 50/60 Hz
Electrical durability	100000 cycles resistive IEC
Dielectric strength	4000 V AC between coil and contact 2000 V AC between poles
Control Type	Test button
Coil resistance	21000 Ohm
Average coil consumption	2.50 VA
Wire stripping length	0.3 in (8 mm)
Response Time	30 ms
Associated fuse rating	32 A gG at 400 V coordination type 2 for power circuit
Short-circuit current	3 kA
Average pole impedance	2 mOhm
Maximum switching voltage	240 V CE 277 V UL
Drop-out voltage threshold	AC
Rated power in W	1.3 kW 120 V tungsten
Rated power in hp	1 hp 120 V AC 2 hp 277 V AC

Price is "List Price" and may be subject to a trade discount – check with your local distributor or retailer for actual price.

[le] rated operational current	25 A at 277 V AC (on resistive load) conforming to UL 25 A at 240 V AC (general purpose) conforming to UL 25 A at 30 V DC (on resistive load) conforming to UL 25 A at 240 V AC (on resistive load) conforming to IEC 25 A at 28 V DC (on resistive load) conforming to IEC
Mechanical durability	5000000 cycles
Tightening torque	10.6...15 lb.in 1.2...1.7 N.m
Mounting Support	DIN rail Panel
Contacts material	Silver alloy contacts
Shape of pin	Screw
Width	1.4 in (34.9 mm)
Height	2.7 in (67.7 mm)
Depth	2.1 in (53.9 mm)
Net Weight	4.2 oz (120 g)

Environment

Standards	IEC 60947-1 UL 60947-4-1A
Product Certifications	UL CSA CE
Ambient Air Temperature for Storage	-67...212 °F (-55...100 °C)
Ambient Air Temperature for Operation	-4...131 °F (-20...55 °C)
IP Degree of Protection	IP20

Ordering and shipping details

Category	US10CP221127
Discount Schedule	0CP2
GTIN	3606480279027
Returnability	Yes
Country of origin	CN

Packing Units

Unit Type of Package 1	PCE
Nbr. of units in pkg.	1
Package 1 Height	1.94 in (4.94 cm)
Package 1 Width	1.30 in (3.31 cm)
Package 1 Length	2.67 in (6.77 cm)
Package weight(Lbs)	4.2 oz (120.0 g)
Unit Type of Package 2	BB1
Number of Units in Package 2	10
Package 2 Height	3.0 in (7.6 cm)
Package 2 Width	5.7 in (14.6 cm)
Package 2 Length	12.6 in (31.9 cm)

Package 2 Weight	2.6 lb(US) (1.2 kg)
Unit Type of Package 3	CAR
Number of Units in Package 3	100
Package 3 Height	13.0 in (33.0 cm)
Package 3 Width	12.2 in (31.0 cm)
Package 3 Length	14.2 in (36.0 cm)
Package 3 Weight	26.5 lb(US) (12.0 kg)


Environmental Data

Schneider Electric aims to achieve Net Zero status by 2050 through supply chain partnerships, lower impact materials, and circularity via our ongoing “Use Better, Use Longer, Use Again” campaign to extend product lifetimes and recyclability.

[Environmental Data explained >](#)

[How we assess product sustainability >](#)

Use Better

 Materials and Substances	
Packaging made with recycled cardboard	Yes
Packaging without single use plastic	No
EU RoHS Directive	Pro-active compliance (Product out of EU RoHS legal scope)
REACH Regulation	REACH Declaration
California proposition 65	WARNING: This product can expose you to chemicals including: Nickel compounds, which is known to the State of California to cause cancer, and Di-isodecyl phthalate (DIDP), which is known to the State of California to cause birth defects or other reproductive harm. For more information go to www.P65Warnings.ca.gov

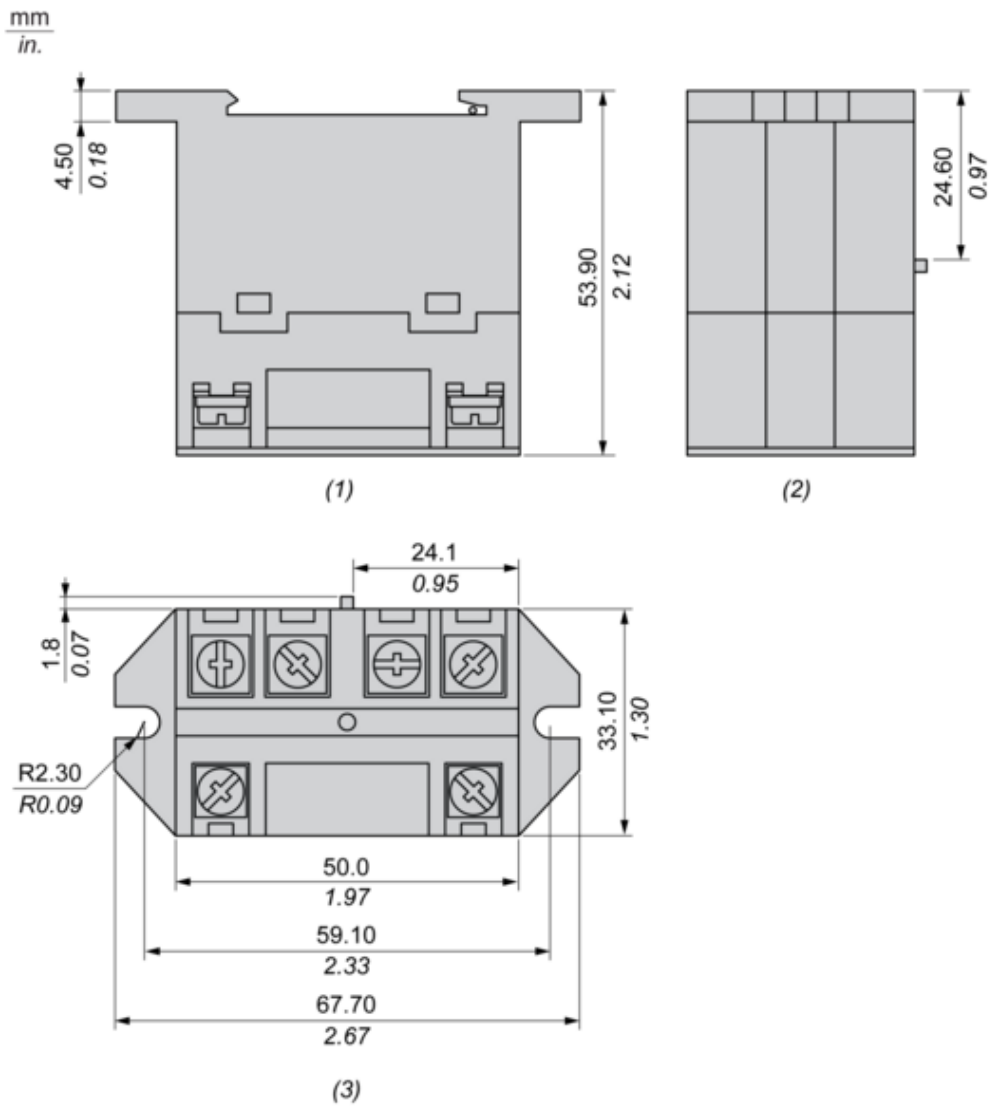
Use Again

 Repack and remanufacture	
Take-back	No

Product data sheet 725BXXSC3ML-240A

Dimensions Drawings

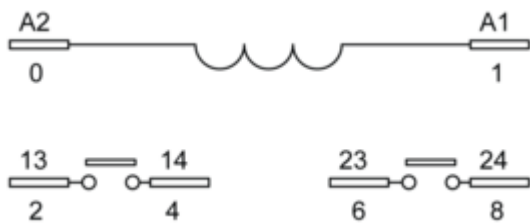
Dimensions



- (1) : Back View
- (2) : Side View
- (3) : Top View

Connections and Schema

Wiring



Technical Illustration

Dimensions

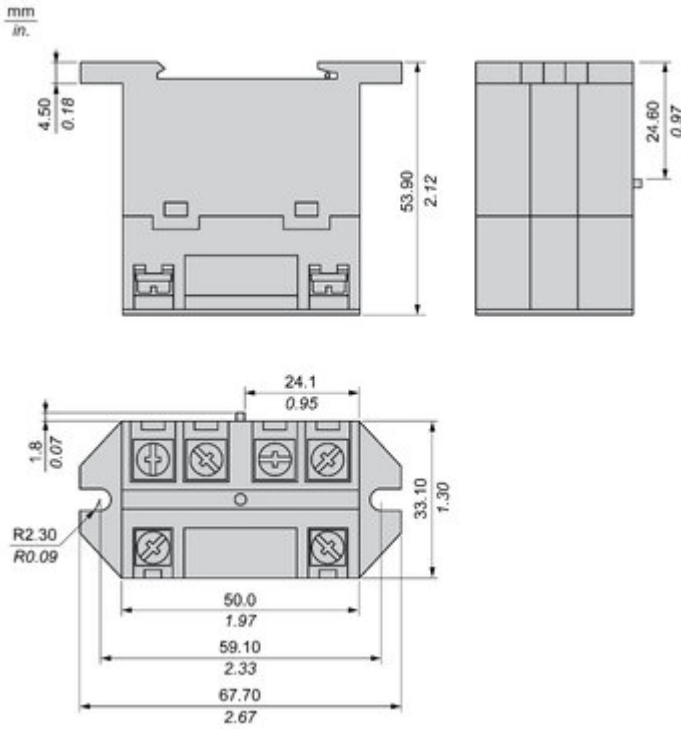


Image of product / Alternate images

Alternative





Image of product in real life situation

